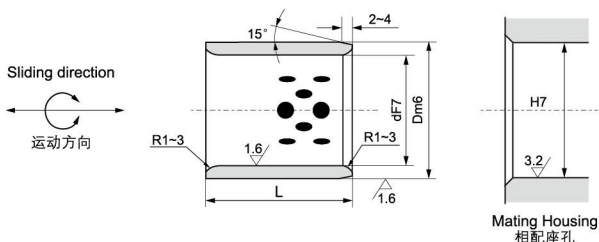


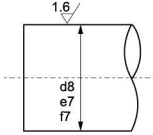
JDB650 固体镶嵌自润滑轴承 JDB650 Solid-lubricating Bearing



内径 F7 I.D. Ø d		外径 m6 O.D. Ø D		长度 L ^{-0.1} _{-0.3}								
				8	10	12	15	16	19	20	25	
6	+0.022 +0.010	10	+0.015 +0.006	061008	061010	061012						
8	+0.028 +0.013	12		081208	081210	081212	081215					
10		14	+0.018 +0.007	101408	101410	101412	101415			101420		
12		18		121808	121810	121812	121815	121816	121819	121820	121825	
13		19			131910	131912	131915			131920	131925	
14		20			142010	142012	142015			142020	142025	
15	+0.034 +0.016	21			152110	152112	152115	152116		152120	152125	
16		22			162210	162212	162215	162216	162219	162220	162225	
17		23	+0.021 +0.008				172315					
18		24			182410	182412	182415	182416		182420	182425	
19		26					192615			192620		
20		28			202810	202812	202815	202816	202819	202820	202825	
20		30			203010	203012	203015	203016		203020	203025	
22		32				223212	223215			223220	223225	
25	+0.041 +0.020	33				253312	253315	253316		253320	253325	
25		35				253512	253515	253516		253520	253525	
28		38								283820	283825	
30		40	+0.025 +0.009			303812	303815			303820	303825	
30		40				304012	304015			304020	304025	
32		42								324220		
35		44								354420	354425	
35		45								354520	354525	
38		48										
40		50					405015			405020	405025	
40		50					405515					
45		55	+0.030 +0.011									
45		56										
45		60										

JDB650 固体镶嵌自润滑轴承 JDB650 Solid-lubricating Bearing

Material	650 #+Graphite
材质	高力黄铜+石墨



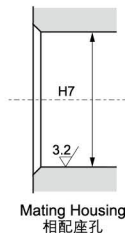
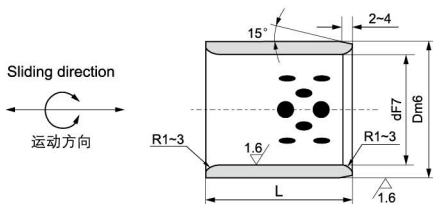
d8: High load 高负荷
e7: Light load 轻负荷
f7: High precision 高精度

Mating Shaft
相配轴

单位unit:mm

长度 $L_{-0.1}^{-0.3}$							压装后内孔	适用垫圈	内径
30	35	40	50	60	70	80	I.D. After Press-Fitting	JTW	I.D. $\varnothing d$
							+0.019 +0.007	—	6
							+0.025 +0.010	—	8
							+0.031 +0.013	10	10
121830								12	12
131930								13	13
142030								14	14
152130	152135	152140					+0.030 +0.012	15	15
162230	162235	162240						16	16
								18	17
182430	182435	182440						18	18
								20	19
202830	202835	202840	202850					20	20
203030	203035	203040	203050					20	20
								25	22
253330	253335	253340	253350	253360				25	25
253530	253535	253540	253550	253560				25	25
283830		283840					+0.037 +0.016	30	28
303830	303835	303840	303850	303860				30	30
304030	304035	304040	304050	304060				30	30
324230		324240						35	32
354430	354435	354440	354450	354460				35	35
354530	354535	354540	354550	354560				35	35
		384840						40	38
405030	405035	405040	405050	405060	405070	405080		40	40
405530	405535	405540	405550	405560				40	40
455530	455535	455540	455550	455560			+0.045 +0.020	45	45
455630	455635	455640	455650	455660				45	45
456030	456035	456040	456050	456060	456070	456080		45	45

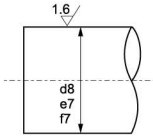
JDB650 固体镶嵌自润滑轴承 JDB650 Solid-lubricating Bearing



内径 F7 I.D. Ød		外径 m6 O.D. ØD		长度 L ^{+0.1} _{-0.3}							
				20	30	35	40	50	60	70	80
50		60		506020	506030	506035	506040	506050	506060	506070	506080
50	+0.050 +0.025	62			506230	506235	506240	506250	506260	506270	506280
50		65			506530		506540	506550	506560	506570	506580
55		70	+0.030 +0.011		557030	557035	557040	557050	557060	557070	
60		74			607430	607435	607440	607450	607460	607470	607480
60		75			607530	607535	607540	607550	607560	607570	607580
63		75							637560	637570	637580
65		80					658040	658050	658060	658070	658080
70	+0.060 +0.030	85			708530	708535	708540	708550	708560	708570	708580
70		90						709050	709060	709070	709080
75		90						759050	759060	759070	759080
75		95						759550	759560	759570	759580
80		96	+0.035 +0.013				809640	809650	809660	809670	809680
80		100					8010040		8010060	8010070	8010080
85		100							8510060		8510080
90		110						9011050	9011060		9011080
100	+0.071 +0.036	120						10012050	10012060	10012070	10012080
110		130						11013050		11013070	11013080
120		140								12014070	12014080
125		145									
130		150	+0.040 +0.015								13015080
140		160									
150	+0.083 +0.043	170									15017080
160		180									16018080
170		190									
180		200									
190	+0.096 +0.050	210	+0.046 +0.017								
200		230									

JDB650 固体镶嵌自润滑轴承 JDB650 Solid-lubricating Bearing

Material	650 #+Graphite
材质	高力黄铜+石墨



d8: High load 高负荷
e7: Light load 轻负荷
f7: High precision 高精度

Mating Shaft
相配轴

单位unit:mm

长度 L ^{-0.1} _{-0.3}							压装后内孔 I.D. After Press-Fitting	适用垫圈 JTW	内径 I.D. Ø d
90	100	120	130	140	150	200			
							+0.045 +0.020	50	50
	5065100							55	55
							+0.055 +0.025	60	60
	6075100							65	63
								70	70
	7085100							75	75
	7590100						+0.054 +0.024	75	75
	7595100							80	80
	8096100	8096120						80	80
	80100100	80100120		80100140				90	85
9011090	90110100	90110120					+0.065 +0.030	100	90
10012090	100120100	100120120		100120140				120	100
	110130100	110130120					+0.064 +0.029		110
12014090	120140100	120140120		120140140					120
	125145100	125145120							125
	130150100		130150130						130
	140160100			140160140					140
	150170100				150170150		+0.076 +0.036		150
	160180100				160180150			—	160
	170190100				170190150				170
	180200100				180200150				180
	190210100				190210150		+0.088 +0.042		190
					200230150	200230200			200